



the world's becoming  
**SWETS**wise

## **Informed decisions for Selection Support in Libraries**

*20th Pan-hellenic Conference of Academic Libraries*

*Thessaloniki, 14/11/2011*

Núria Sauri

Electronic Products Manager, Swets



# What is the value of usage statistics?

Usage stats are a key decision making tool  
and becoming more important

- ✓ To measure value for money (cost per click)
- ✓ To inform purchase decisions
- ✓ To justify budgets to organization
- ✓ To charge back to staff or faculties
- ✓ To identify training issues
- ✓ To identify licensing issues
- ✓ To understand user behavior and trends

# How to make fact-based decision about renewal?

Usage

Price per Usage

We have to download usage statistics per publisher

No industry standard available to calculate price per use for journals and databases

Usage statistics and price information do not cover all the journals

Usage statistics and price information per journal or database are separated

No pre-populated solution to maintain usage and price information to create customized reports

The Access & Acquisition Librarian



The Subject Librarian

# The impact of the situations

Usage

Price per Usage

The Access & Acquisition Librarian



The Subject Librarian

We have to

Time-consuming to retrieve reports and consolidate usage statistics

publisher

Usage statistics

Time consuming and difficult to match those decision parameters manually

journal or database are separated

No industry standard available

Manual manipulation of data required to enable comparison

journals and databases

Difficult process to create reports to support informed collection decision

information to create customized reports

Usage statistics

No other alternatives when usage and price information is missing

cover all the journals

# Wishlist for supporting renewal decisions

Usage

Price per Usage

Cost-effective usage collection services

Single overview consolidating all the available indicators

Pre-populated (calculated) data based industrial standard and/or from reliable source

Ready made reports with your own data

The Access & Acquisition Librarian

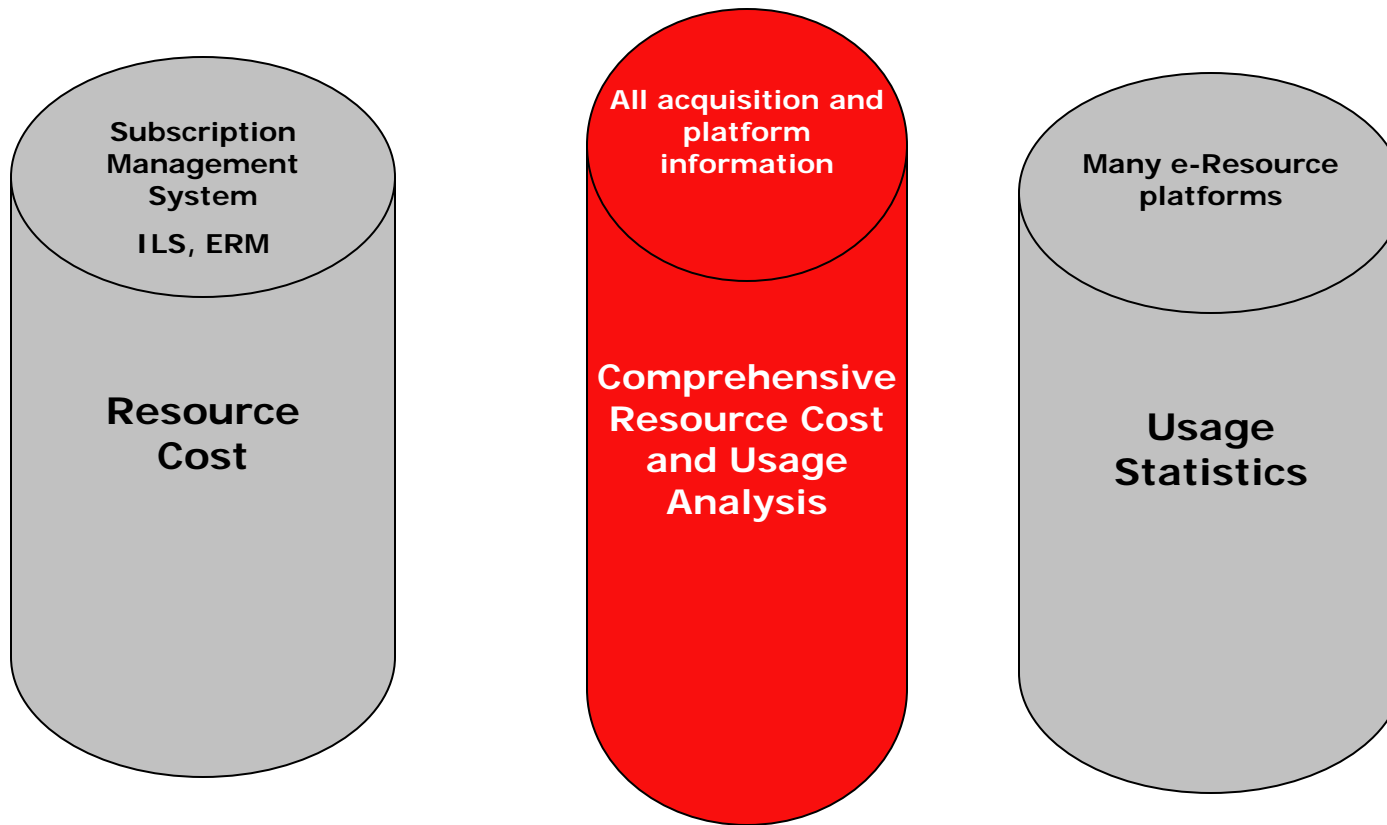


The Subject Librarian

**SJR Impact Factor**



# The ideal decision support solution...





## Our solution

- ✓ Offers the unique advantage that data comes pre-populated within the tool and can be customized specifically to your organization
- ✓ Integrates usage statistics and pre-populated subscription holdings information into one easy-to-manage platform
- ✓ Delivers the most important and reliable information necessary to determine the inherent value of your collection directly
- ✓ Creates usage, price and price-per-use reports all through a single interface



**Publication Overview**

individual publications packages

Search Type: Title Search For: search

browse: Usage Price per Usage

Showing 1 - 20 of 805 Results Pages: 1 2 3 4 5 6 ... 41 next

Filter: Complete # of Results: 20 Per Page Display totals for year: 2011

Stat.	Title	Total Price (AUD)	YTD FT Usage	Price per use	SJR Impact Factor
■	<a href="#">Academy of Management Journal</a>	100.00	10	10.00	0.106
■	<a href="#">Academy of Management Review</a>	200.00	20	10.00	0.105
■	<a href="#">Accounting and Business Research</a>	417.15	25	16.69	0.033
■	<a href="#">Accounts of Chemical Research</a>	1,000.00	376	2.66	1.681
■	<a href="#">ACS Chemical Biology</a>	1,500.04	108	13.89	0.909
■	<a href="#">ACS Combinatorial Science</a>	2,012.04	87	23.13	0.184
■	<a href="#">Acta Numerica</a>	20.00	2	10.00	0.076
■	<a href="#">Adelphi Series</a>	370.85	9	41.21	0.184
■	<a href="#">Administrative Science Quarterly</a>	222.60			
■	<a href="#">Advances in Mental Health</a>				
■	<a href="#">African Affairs - Oxford</a>				
■	<a href="#">Age and Ageing</a>				
■	<a href="#">Ageing and Society</a>				
■	<a href="#">Agricultural History</a>	321.32	4	80.33	0.028

No other alternatives when usage and price information is missing

**SJR Impact Factor**

- Consolidated
- 18,000+ titles from 3100 publishers
- Alternative when usage is missing



# Detailed overview for each title

**Publication Data Details**

**publication name:** Behavioral and Brain Sciences  
**ISSN:** 0140-525X  
**e ISSN:** -  
**publisher:** Cambridge University Press  
**subject category:**    
**sub category:**    
**subscribed to:**   
**comment:**

---

**Impact Factor**

[2011 Data](#) | [2010 Data](#) | [2009 Data](#) | [2008 Data](#) | [2007 Data](#)

Subscription price added automatically by SwetsWise: [EUR 1,500.00](#)      Part of package: [Cambridge eDeal](#)  
 Subscription price manually added: [EUR 940.00](#)

Collection Platform	YTD Full Text Usage	Usage Source
Cambridge University Press	<a href="#">1,456</a>	SwetsWise
SwetsWise Online Content	<a href="#">2,350</a>	SwetsWise
Ingenta	<a href="#">489</a>	SwetsWise
<input type="checkbox"/> Manually added platform	<a href="#">add usage</a>	Manual

     Share 2011 data with consortium:

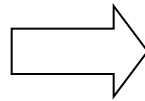
Eight fields to classify a title, including subject (LC) and an "comment" field.

Expand to see impact factor in both tabulate and chart format when available.

List of the collection platforms on which you have access to this title and price and usage figures.

## Check & Update price details

See what subscriptions you have for a title, the SwetsWise reference number and price



View Price Details close

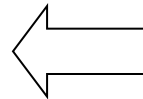
Title	Subscription No.	Price	Period
<a href="#">Behavioral and Brain Sciences - Print &amp; Internet</a>	20562724	EUR 750.00	2008
<a href="#">Behavioral and Brain Sciences - Basic Access</a>	32058261	EUR 350.00	2008
<a href="#">Behavioral and Brain Sciences - Enhanced Access</a>	17573885	EUR 400.00	2008

close

Edit Price Details close

Supplier	Currency	Price	Period	
<input type="text" value="Publisher direct"/>	<input type="text" value="EUR"/>	<input type="text" value="750.00"/>	<input type="text" value="2008"/>	<input type="button" value="delete"/>
<input type="text" value="Another agent"/>	<input type="text" value="USD"/>	<input type="text" value="790.00"/>	<input type="text" value="2008"/>	<input type="button" value="delete"/>

close



Not accurate? Just add a new supplier and price!

# Packages

**Publication Overview**

individual publications | **packages**

Search Type:  Search For:

Package Name

Please note: This search does not support full boolean operators.

Browse: 0-9 A B C D E F G H I J K L M N O P Q R S T U V W X Y Z

Showing 1 - 2 of 2 Results

Display totals for year: 2011  # of Results: 20 Per Page  Display totals for year: 2011

Package	# Titles	Total 2009 Price (EUR)	YTD 2009 FT Usage	Price per Use
<a href="#">Cambridge eDeal</a>	<a href="#">750</a>	150,000	36,456	4.11
<a href="#">Springer eDeal</a>	<a href="#">2</a>	15,000		

Showing 1 - 2 of 2 Results

[Upload](#) publications to a package

Automatically Gathered Usage Information Current Through: May 2008

Create packages of publications and view the total price and usage for the package

**Package Data Details**

package name:

publisher:

comment:

2011 Data | 2010 Data | 2009 Data | 2008 Data | 2007 Data

Subscription price added automatically by SwetsWise: EUR 75,000.00 Publications in this package: [750](#)

Subscription price manually added: EUR 940.00

Collection Platform	YTD Full Text Usage	Usage Source
Cambridge University Press	<a href="#">1,456</a>	SwetsWise
SwetsWise Online Content	<a href="#">2,350</a>	SwetsWise
Manually added platform	<a href="#">489</a>	Manual

Share 2011 data with consortium:

# Your collection platforms

Selection Support features an overview of the collection platforms selected for automatic collection, and the various reports that are available

**List Of Collection Platforms**

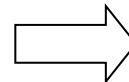
Collection platforms selected for automated collection: 6  
 Manually added collection platforms: 5  
 Collection platforms still available for automated collection: 54

Selected Platforms for Automated Collection | Manually Added Platforms | Available Platforms for Automated Collection

▲ available    ● not available

Collection Platform Name	Associated to Journal Subscriptions	SUSHI compliant	Reports Available									
			JR1	JR1A	JR3	DB1	DB2	DB3	BR1	BR2		
ACM Digital Library	yes	▲	▲	▲	●	●	●	●	●	●	●	●
American Association for the Advancement of Science	yes	●	●	●	●	●	●	●	●	●	▲	●
American Chemical Society	yes	●	▲	▲	●	●	●	▲	●	●	●	●
American Meteorological Society	yes	●	▲	▲	●	▲	●	●	●	●	●	●
Annual Reviews	yes	●	▲	●	●	●	●	●	▲	●	●	●
Atypon Link	yes	●	▲	●	●	●	●	●	▲	●	●	●
Biomed Central	yes	●	▲	●	●	●	●	●	●	●	●	●
BioOne	no	●	▲	●	●	▲	●	▲	●	●	●	●
Blackwell Reference Online	no	●	●	●	●	●	●	●	●	●	●	▲
Blackwell Synergy	yes	●	▲	●	●	●	●	●	▲	●	●	●
British Medical Journal	yes	●	▲	●	●	●	●	●	●	●	●	●
CAB Direct	no	●	●	●	●	▲	●	●	●	●	●	●
Caliber	yes	●	▲	●	●	●	●	●	▲	●	●	●
Cambridge Journals Online	yes	●	▲	●	●	●	●	●	●	●	●	●

Click on a platform title to enter you login information – Selection Support needs it in order to retrieve your usage data!



**Collection Platform Details**

**General**

Publisher/Collection Platform: Elsevier ScienceDirect  
 Platform associated to journal platforms: yes

**SUSHI Collection Access Details**

Username:   
 Password:   
 \* Customer ID: [Sweets]  
 Requester ID:   
 SUSHI end point (URL): <http://usagereports.elsevier.com/>

**Website Collection Access Details**

\* Username: [Sweets]  
 \* Password: [sweetest]  
 \* Website address (URL): <http://usagereports.elsevier.com/>

**Other**

Reports are available from this platform:  JR1  DB3  
 Notes/Comments:

# Automated collection platforms

Selection Support supports about 70 automated collection platforms. The usages are delivered twice a month with 2 – 4 weeks delay.

**List Of Collection Platforms**

Collection platforms selected for automated collection: 17  
 Manually added collection platforms: 39  
 Collection platforms still available for automated collection: 42

Selected Platforms for Automated Collection | Manually Added Platforms | Available Platforms for Automated Collection

● collection platform access details missing   ■ available and selected   ▲ available but not selected   ··· not available

Collection Platform Name	Associated to Journal Subscriptions	SUSHI compliant	Reports Available										Usage up to
			JR1	JR1A	JR3	DB1	DB2	DB3	BR1	BR2			
<a href="#">American Association for the Advancement of Science</a>	yes	··	■	··	▲	··	··	··	··	··	··	··	Mar 2011
<a href="#">Biomed Central</a>	yes	··	■	··	··	··	··	··	··	··	··	··	Apr 2011
<a href="#">BioOne</a>	no	··	■	▲	▲	▲	··	■	··	··	··	··	Apr 2011
<a href="#">Cambridge Journals Online</a>	yes	··	■	▲	··	··	··	··	··	··	··	··	Apr 2011
<a href="#">Elsevier ScienceDirect</a>	yes	··	■	▲	··	··	··	■	··	▲	··	··	Apr 2011
<a href="#">Institute of Electrical and Electronics Engineers</a>	yes	··	■	··	▲	··	··	··	··	··	··	··	Feb 2011
<a href="#">Institute of Physics Publishing</a>	yes	··	■	··	▲	··	··	··	··	··	··	··	Apr 2011
<a href="#">MvILibrary</a>	no	··	··	··	··	··	··	··	··	··	■	··	Apr 2011
<a href="#">Oxford Journals Online</a>	yes	··	■	▲	··	··	··	··	··	··	··	··	Feb 2011
<a href="#">SwetsWise</a>	yes	··	■	··	▲	··	··	··	··	··	··	··	Feb 2011
<a href="#">Thomson Scientific</a>	no	··	··	··	··	■	··	··	··	··	··	··	Mar 2011

back

Indicator for the availability status of all you automated usage collection by platforms

## Third step: Create reports!

**Reporting And Online Charts**

Reports | Charts

overview  
[You have \(1\) scheduled reports](#)

**Custom Reports**

These reports provide you with advanced capabilities to perform analysis on the usage statistics and pricing information that is maintained automatically by SwetsWise combined with information added by your institution. Please note that changes made to usage and price information will be processed and available in these reports after 3pm CET.

Reports:

- [Price per Use](#)
- [Trend Analysis](#)
- [Build Your Own Report](#)
- [Consolidated Consortium Report 1](#)
- [Impact Factor Report](#)

**COUNTER Reports**

These COUNTER defined reports are automatically collected and consolidated from your selected collection platforms.

Reports:

- [Journal Report 1](#)
- [Journal Report 1a](#)
- [Journal Report 3](#)
- [Database Report 1](#)
- [Database Report 2](#)
- [Database Report 3](#)
- [Book Report 1](#)
- [Book Report 2](#)

**Journal Dashboard Reports**

These reports allow for further analysis based on data from the COUNTER Journal Report 1 of your selected collection platforms.

Reports:

- [Number of Journals by Platform](#)
- [Number of Full Text Article Requests by Platform](#)
- [Average Journal Use By Platform](#)
- [Top Use Journals By Platform](#)
- [Low Usage Journals \(including zeros\)](#)
- [Zero Usage Journals Report](#)
- [Low Usage Journals \(excluding zeros\)](#)
- [Top 50 Journals Across Platforms](#)
- [Proportional Usage of Journal Titles](#)
- [Duplicate Journal Titles by Collection Platform](#)

**Book Dashboard Reports**

These reports allow for further analysis based on data from the COUNTER Book Reports 1 and 2 of your selected collection platforms.

Reports:

- [Number of Books By Platform](#)
- [Number of Book Requests By Platform](#)
- [Number of Section Requests By Platform](#)
- [Average Book Use By Platform](#)
- [Top Use Books By Platform](#)
- [Zero Usage Books Report](#)

[View the additional reports available for SwetsWise Online Content only.](#)  
[Download Selection Support 2007 data](#)

Now you can choose from four different categories of **reports** – and create your own custom reports!

Check out the cool **online charts** made with the latest technology with secure data transfer, nice color schema, interactive interface and no extra plug-in needed.

Report Chart Title: Total monthly usage over years  
 Report Chart Description: Monthly usage (last 5 years) for account  
 Report Chart Values: Usage measure = Full-text article request  
 Report Chart Run Date: 2011/11/11  
 Report Chart Period: 2007 (Jan) - 2011 (Nov)

Accou

Data

Acta Me

Acta Ps

Acta Sc

Acta Trc

Addictiv

Advance

Advance

Advance

Report

Report I

Report I

Report I

Reporti

Accoun

Acta Me

Acta Ps

Acta Sc

Acta Trc

Addictiv

Advance

Advance

Advance

Report

Report I

Report I

Reporti

Acta Me

Acta Ps

Acta Sc

Acta Trc

Addictiv

Advance

Advance

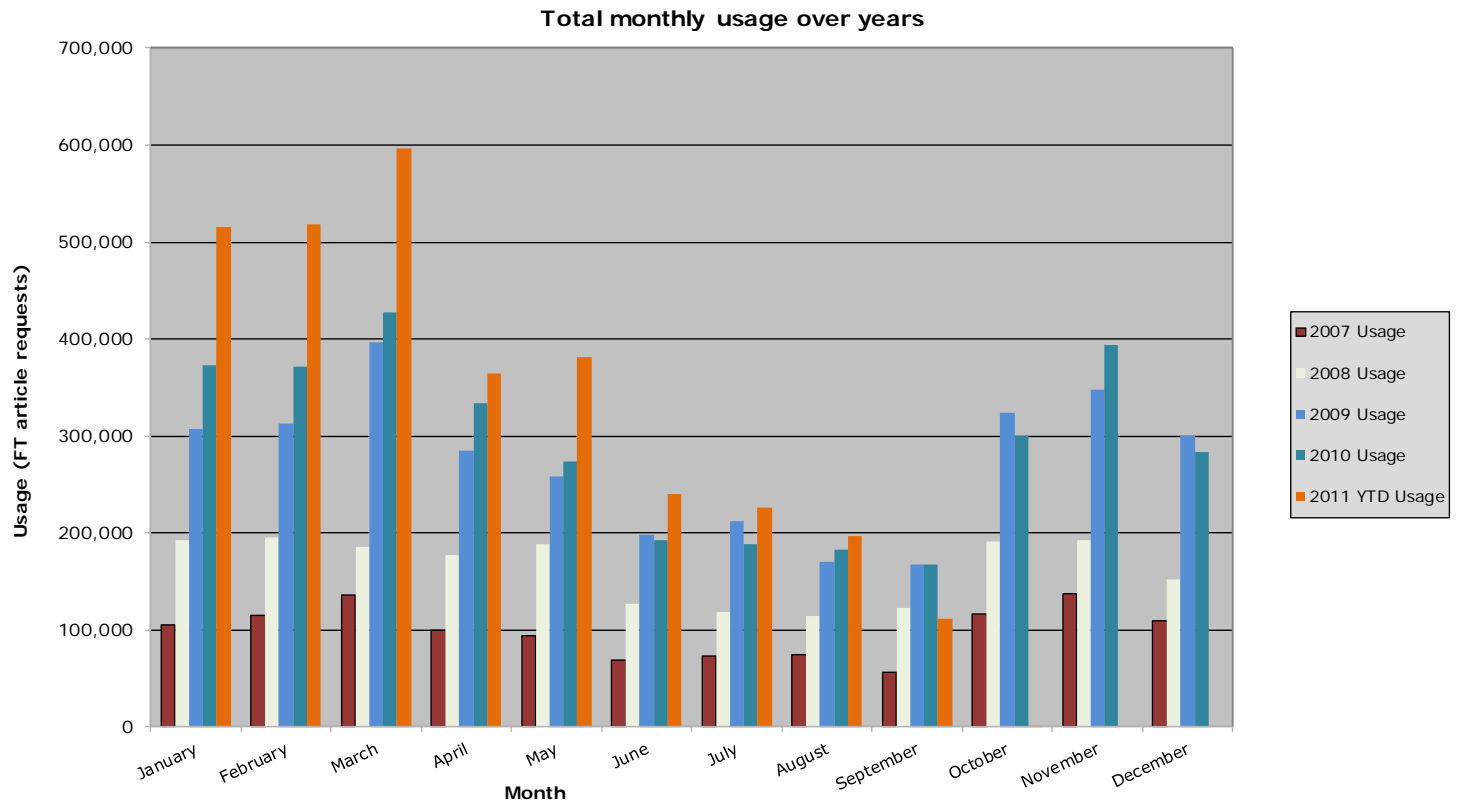
Advance

Report

Report I

Report I

Reporti



ise

6.81

16.24

9.69

20.49

1.79

37.24

2.64

6.95

111.64

5.26

0.6

1.35

9.92

2.89

12.31

0.91

31.84

31.56

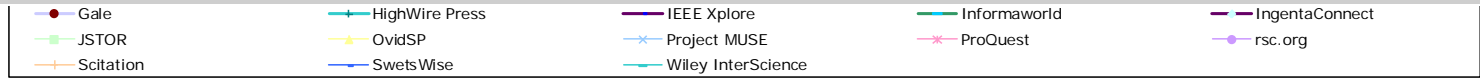
207.72

25.15

93.04

4.51

44.21



## To sum up

- ❑ The unique and most complete collection evaluation tool on the market that includes usage, price, price per use and impact factor all in one.
- ❑ Flexibility to maintain your entire journal collection with both online editing and uploading
- ❑ Additional value added services
  - ❑ Can create packages of individual titles to reflect any specific deals
  - ❑ Build your own report
  - ❑ Consortia support





**Thank you**

